

**BigFix
Patch for Debian User's Guide**



Special notice

Before using this information and the product it supports, read the information in [Notices \(on page xvii\)](#).

Edition notice

This edition applies to BigFix version 11 and to all subsequent releases and modifications until otherwise indicated in new editions.

Contents

Special notice.....	ii
Edition notice.....	iii
Chapter 1. Overview.....	5
Supported platforms and updates.....	5
Site subscription.....	6
Chapter 2. Managing security updates with Patch for Debian.....	7
Deploying patches by using Fixlets.....	7
Patches for Debian Fixlet sites.....	8
Superseded Fixlets.....	8
Frequently Asked Questions - Supersedence.....	9
Installing multiple package baselines.....	11
Appendix A. Support.....	13
Appendix B. Frequently asked questions.....	14
Notices.....	xvii

Chapter 1. Overview

BigFix Patch for Debian provides unified, real-time visibility, and enforcement to deploy and manage patches to all Debian endpoints from a single console. It keeps your Debian clients current with the latest packages.

With a few keystrokes, the BigFix console operator can apply the patch to all the relevant computers and visualize its progress as it deploys throughout the network. The BigFix client checks the operating system version, processors, and the existing installed packages to determine when and if a patch is necessary.

For new supported security updates that become available, BigFix releases a Fixlet that identifies and updates all the computers in your enterprise that need it. These Fixlets are available from the **Patches for Debian 11** site.



Note: **Patches for Debian 7** site has been deprecated and this will no longer provide Fixlet content or support for these sites after the deprecation date.

Using Fixlets, you can manage large numbers of updates and patches with comparative ease, enabling automated, highly targeted deployment on any schedule that you want. Large downloads can be phased to optimize network bandwidth and the entire deployment process can be monitored, graphed, and recorded for inventory or audit control.

Supported platforms and updates

BigFix supports Debian security updates on Debian 11 (Bullseye) platforms (amd64).

The Patch for Debian Fixlet sites provide support for the following versions and platforms:

Table 1. Versions and platforms supported by the Patch for Debian Fixlet sites

Version	Platform (Supports servers and desktops)	Fixlet Site Name
Debian 7*	(i386 and amd64)	Patches for Debian 7
Debian 11 (Bullseye)	(amd64)	Patches for Debian 11
Debian 12 (Bookworm)	(amd64)	Patches for Debian 12

Debian releases packages without associated announcements. Such packages have "Unspecified" indicated in the Fixlet title.



Note: Debian 12 (Bookworm) requires BigFix 11 Patch 0 (11.0.0.175) or later versions.



Note: The repository includes the packages from **required**, **standard**, **important** and **extra** categories. The packages from the **optional** category are not included.



Note: *Debian 7 security updates on platforms (i386 and amd64) has been deprecated. BigFix in turn, no longer provides content and support for products that have reached its end of support date.



Note: Debian 7 "Wheezy" support has reached its end of life on May 31, 2018. After this date, support for Debian 7 has been deprecated and site will no longer provide support.

Site subscription

Sites are collections of Fixlet messages that are created internally by you, by HCL, or by vendors.

Subscribe to the Patches for Debian site to access the Fixlet messages to patch systems in your deployment.

You can add a site subscription by acquiring a Masthead file from a vendor or from HCL or by using the Licensing Overview Dashboard. For more information about subscribing to Fixlet sites, see the *BigFix Installation Guide*. For more information about sites, see the *BigFix Console Operator's Guide*.

After gathering the available sites, you must run the following tasks, depending on what is applicable to your deployment.

Task ID: 73 Set up Download Whitelist for Debian (Windows server)

This task is applicable to Windows servers.

Task ID: 74 Set up Download Whitelist for Debian (Linux Server)

This task is applicable to Linux servers.

You must run the task because otherwise you might encounter the following error: *The requested URL does not pass this deployment's download whitelist.*

Debian uses dynamic download while fetching the packages. As a security measure, the server blocks every dynamic download request except those with URLs that match the patterns in the whitelist file. Ensure that both the endpoints and the BigFix relay are subscribed.

Chapter 2. Managing security updates with Patch for Debian

Access Debian Fixlets sites for Debian updates from the BigFix console.

You can manage the security updates that Debian releases with the use of the Patch Management for Debian Fixlets. These Fixlets are available in the Patches for Debian Fixlets sites, which you can access from the Endpoint Manager console.

In Bigfix, Superseded Fixlets are Fixlets that contain outdated packages. If a Fixlet is superseded, a newer Fixlet exists with newer versions of the packages. You can find the new Fixlet ID in the description of the superseded Fixlet.

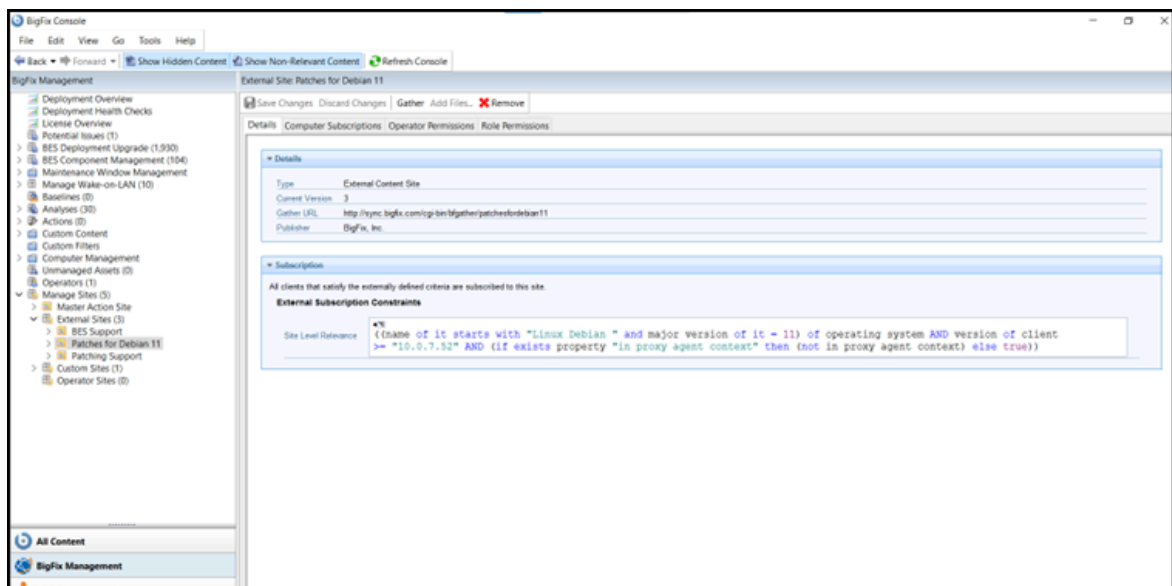
Deploying patches by using Fixlets

This topic describes how to deploy Patches by using Fixlets.

From the console, select the action for the appropriate Fixlets that you want to deploy. The action propagates throughout your deployment and applies patches based on the settings that you make in the Fixlet work area and the Take Action dialog box.

Deploy the Debian Fixlets from the BigFix Console:

1. In the BigFix Management domain, click **Management Sites**.
2. From the BigFix Management navigation tree, click **External Sites**. The navigation tree expands.
3. Select the correct version of Patches for Debian.



4. From the list panel on the right, double-click the Fixlet to deploy.

Name	Source Sev.	Site	Applicable ..	Open Actio..	Category	Download ..	Source	Source ID	Source Relie..
Unspecified - Vim-Tiny - Debian 11 (amd64)	Unspecified	Patches for D...	0 / 0	0	Release	726 KB	Debian	Unspecified	8/8/2022
Unspecified - Wget - Debian 11 (amd64)	Unspecified	Patches for D...	0 / 0	0	Release	941 KB	Debian	Unspecified	8/8/2022
Unspecified - Libwsay-Dev - Debian 11 (amd64)	Unspecified	Patches for D...	0 / 0	0	Release	10 KB	Debian	Unspecified	8/8/2022
Unspecified - Yaws - Debian 11 (amd64)	Unspecified	Patches for D...	0 / 0	0	Release	154 KB	Debian	Unspecified	8/8/2022
DSA-4959-1 - Thunderbird Security Update - Debian 11 (amd64) (Su...	Unspecified	Patches for D...	0 / 0	0	Security	503 MB	Debian	DSA-4959-1	8/15/2021
DSA-4960-1 - Haproxy Security Update - Debian 11 (amd64) (Supers...	Unspecified	Patches for D...	0 / 0	0	Security	6.31 MB	Debian	DSA-4960-1	8/17/2021
DSA-4961-1 - Tor Security Update - Debian 11 (amd64)	Unspecified	Patches for D...	0 / 0	0	Security	8.50 MB	Debian	DSA-4961-1	8/23/2021
DSA-4962-1 - Ledgermb Security Update - Debian 11 (amd64) (Sup...	Unspecified	Patches for D...	0 / 0	0	Security	1.85 MB	Debian	DSA-4962-1	8/23/2021
DSA-4962-2 - Ledgermb Regression Update - Debian 11 (amd64)	Unspecified	Patches for D...	0 / 0	0	Security	1.85 MB	Debian	DSA-4962-2	8/31/2021
DSA-4963-1 - Opendsl Security Update - Debian 11 (amd64) (Supers...	Unspecified	Patches for D...	0 / 0	0	Security	10.37 MB	Debian	DSA-4963-1	8/24/2021
DSA-4964-1 - Grilo Security Update - Debian 11 (amd64)	Unspecified	Patches for D...	0 / 0	0	Security	715 KB	Debian	DSA-4964-1	8/27/2021
DSA-4965-1 - Libssh Security Update - Debian 11 (amd64)	Unspecified	Patches for D...	0 / 0	0	Security	10.66 MB	Debian	DSA-4965-1	8/31/2021
DSA-4966-1 - Gpac Security Update - Debian 11 (amd64)	Unspecified	Patches for D...	0 / 0	0	Security	15.77 MB	Debian	DSA-4966-1	8/31/2021
DSA-4967-1 - Squashfs-Tools Security Update - Debian 11 (amd64) (L...	Unspecified	Patches for D...	0 / 0	0	Security	509 KB	Debian	DSA-4967-1	9/4/2021
DSA-4968-1 - Haproxy Security Update - Debian 11 (amd64) (Supers...	Unspecified	Patches for D...	0 / 0	0	Security	6.31 MB	Debian	DSA-4968-1	9/7/2021
DSA-4969-1 - Firefox-Esr Security Update - Debian 11 (amd64) (Sup...	Unspecified	Patches for D...	0 / 0	0	Security	996 MB	Debian	DSA-4969-1	9/9/2021
DSA-4970-1 - Postorius Security Update - Debian 11 (amd64)	Unspecified	Patches for D...	0 / 0	0	Security	979 KB	Debian	DSA-4970-1	9/9/2021
DSA-4971-1 - Ntfs-3g Security Update - Debian 11 (amd64) (Supers...	Unspecified	Patches for D...	0 / 0	0	Security	2.99 MB	Debian	DSA-4971-1	9/9/2021

The Fixlet opens in the work area. Click the individual tabs to review details about the selected Fixlet.

- Click the link in the **Actions** group to start the deployment. The Debian website opens to display the package information and links to download files.

Fixlet: Unspecified - Yaws - Debian 11 (amd64)

Take Action + Edit Copy Export Hide Locally Hide Globally Remove

Description Details Applicable Computers (0) Action History (0)

Description

yaws

Note: A target package will only be installed if a previous version of that package exists on the targeted system. Additionally, any dependency packages required to install that target package will also be installed. The number of files, download size and file size reflect the targets only.

Note: The test action determines whether the actual installation will be successful. The "apt-get -s" command is used to check for errors during the installation process, however packages are not installed on the endpoint. You can see the result of this test using the "Endpoint Dependency Resolution - Deployment Results" Analysis in the Linux RPM Patching site.

Target .deb files:

- yaws_0.8-2+b1_amd64.deb

Number of Files: 1
Total File Size: 158.4 kB
CVE:

Actions

- Click [here](#) to initiate the deployment process.
- Click [here](#) to test the deployment process.

Patches for Debian Fixlet sites

Debian updates are available through the Debian website.

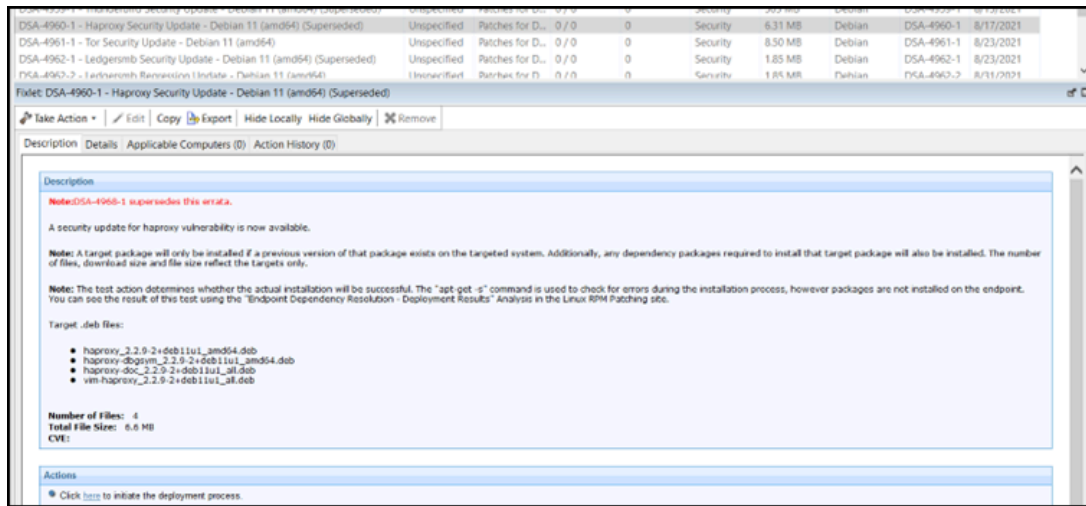
The Patches for Debian Fixlet sites provide the corresponding Fixlet content for Debian updates. Installation packages and details of the security notices are also released through the Debian website. The Debian website maintains an archive of the security notices.

Superseded Fixlets

Superseded Fixlets are Fixlets that contain outdated packages. If a Fixlet is superseded, a newer Fixlet exists with newer versions of the packages. You can find the new Fixlet ID in the description of the superseded Fixlet.

In BigFix, supersedence is a property of Fixlets that provides multiple packages. In Launchpad, the host website for applications such as Debian, supersedence is a property of every package.

Figure 1. Description of a superseded Fixlet showing the newer Fixlet ID



Supersedence as defined by BigFix and Launchpad

BigFix for Patch Management and Launchpad use the term *supersedence* differently. A package with superseded status on the Launchpad website does not mean the same as when a fixlet is described as superseded in BigFix.

In Launchpad terminology, *supersedence* is a property of every package. For BigFix for Patch, *supersedence* is a property of Fixlets that provides targets multiple packages. When a Fixlet is superseded, it means that there is an newer and more advanced Fixlet with the same set of packages.

Frequently Asked Questions - Supersedence

Learn the answers to frequently asked questions about Supersedence in Debian patching with BigFix.

What is Supersedence?

Supersedence is all about replacing an outdated Fixlet with the latest Fixlet.

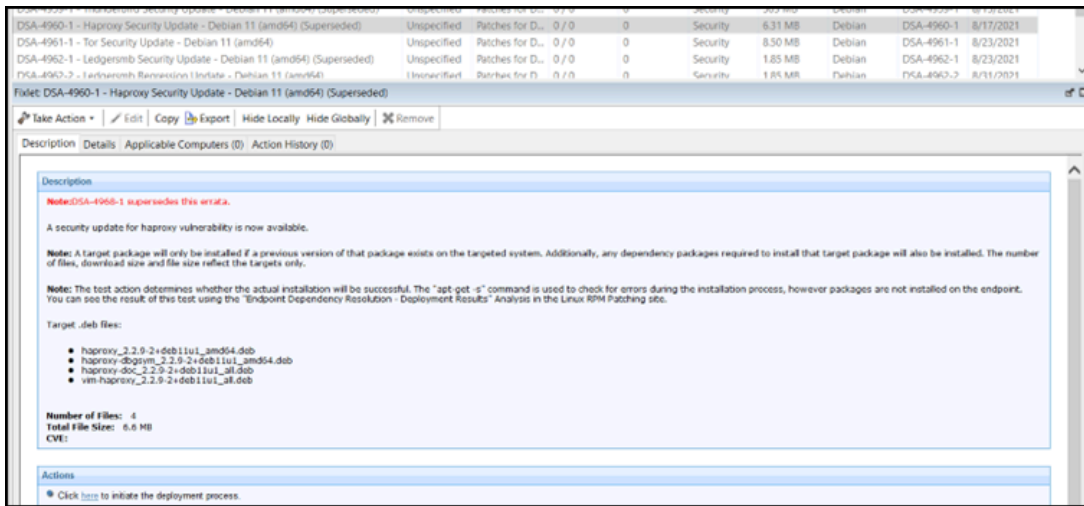
How does Supersedence work in Bigfix Patching?

Supersedence helps you update BigFix application Fixlets to their latest version by using newly released Fixlets. The superseded Fixlet replaces the outdated Fixlet containing the following details for backtracking.



Note: The `x-Fixlet-Superseded` field in the Fixlet states the newer version number.

Figure 2. Supersedence Information



The **superseded by** version (newer version) is displayed in the Description tab as shown in the sample Debian Fixlet screenshot.

What is a superseder?

Superseder is the **latest** Fixlet that replaces or updates the outdated version.

What is a supersedee?

Supersedee is an **outdated** Fixlet that is replaced by the latest Fixlet.

Can I use the superseded Fixlet to deploy an application even if a latest version is available for the same application?

Yes. You can update the application to the latest version. You can also still use the superseded Fixlet to deploy the application. The Fixlet description mentions that there is an update available for the application.

What are the exceptions when the superseded Fixlets cannot be used?

Applications like Google Chrome allows you to download only the latest version available.

- **Downloadable version:** In such applications, the superseded Fixlets would deploy only the **latest** available version.
- **Reason:** The download link remains constant in all the Fixlets regardless of being a regular Fixlet or a superseded Fixlet.

Does the architecture of the package play a role in supersedence?

Yes. For example, the amd64 architecture Fixlet can be superseded only by another amd64 architecture Fixlet and not by any other architecture Fixlet.

How does supersedence work in Debian?

Superseding Fixlets in Debian work based on the package name and version number.

Will the same Fixlet be superseded two or more times?

No, when a Fixlet is superseded by the latest version, the Fixlet is marked as superseded:True in the `seenfile` of the corresponding OS code to avoid superseding the Fixlet again.

Installing multiple package baselines

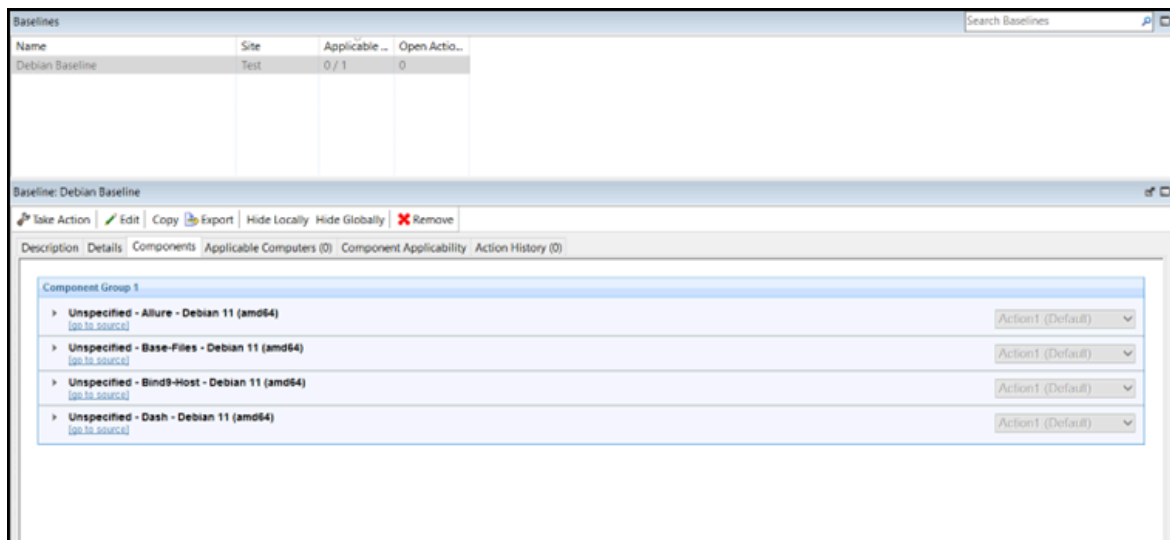
With BigFix Patch you can combine the installation of updates for multiple packages in a baseline into a single task, which can reduce the execution time of the baseline installation.

Baselines can help you gather multiple Fixlets into groups, which you can apply immediately to any set of target computers. Baselines are powerful ways to deploy a group of actions across an entire network. The multiple-package baseline installation solution helps address the poor performance that arises because of the dependency resolution and package installation that is done separately for each Fixlet.

The multiple-package baseline installation feature helps you to save time when you deploy Fixlets with multiple unique packages from a baseline.

1. Create a baseline.

Highlight the Fixlets from a Fixlet site and select **Add to New Baseline** from the menu. You can also select **Create New Baseline** from the **Tools** menu. You can give a custom name to the baseline.



2. Selectively add the patch Fixlets to the baseline.

Ensure that for all Fixlets, the baseline remains relevant on applicable computers where this component is relevant option is selected.



Note: If you add two or more Fixlets to the baseline that affect different versions of the same package, the installation task will skip the older versions of the package and install the latest version of the package.



Attention: Before you run the baseline, ensure that you meet the following requirements:

- The repositories that are registered on the endpoint must contain the target packages and all the required dependency packages.
- Do not run multiple baselines from the same site on the same endpoint.
- Follow the baseline best practices that are documented in the following technote: https://hclpnpsupport.service-now.com/csm?id=kb_article&sys_id=d288c2021b098c9477761fc58d4bcbdf

Appendix A. Support

For more information about this product, see the following resources:

- [BigFix Support Portal](#)
- [BigFix Developer](#)
- [BigFix Playlist on YouTube](#)
- [BigFix Tech Advisors channel on YouTube](#)
- [BigFix Forum](#)

Appendix B. Frequently asked questions

Learn from these questions and answers that are designed to help you better understand BigFix Patch for Debian.

Which support fixlet can I use for installing the newest versions of all the packages installed on an endpoint?

You can use the *“Run `dist-upgrade` to install and intelligently handle dependencies of new packages”* support fixlet for installing the latest versions of all the packages installed on a system/endpoint. The *“apt-get dist-upgrade”* command installs the newest versions of all packages that are currently installed on the system from the sources that are defined for `apt`. The command also attempts to intelligently handle changing dependencies.

Using which support fixlet can I install all available security updates from a vendor repository?

You can use the *“Install all available updates from the vendor security repository (amd64)”* support fixlet to install all the security updates from your vendor repository. This fixlet gets a list of all the available updates from the vendor security package repository and installs them on the system/endpoint.

What are Unspecified Fixlets and why do we need them?

Unspecified Fixlets are for the packages found in Debian's security repositories and that do not have a security notice (DSA) associated with them. Not all security packages released by Debian have a DSA associated with them - Unspecified Fixlets covers such packages.

Where can I search and download the packages?

The current version of packages can be found and downloaded from the Debian website at <https://www.debian.org/security/>, while previous versions can be found in the Debian snapshot (<http://snapshot.debian.org>). You can also search packages at <https://www.debian.org/distrib/packages>.

Are there other Debian resources I should be aware of?

Here are a few helpful resources:

- Debian website: <https://www.debian.org/security/>
- Mail list: <https://lists.debian.org/debian-security-announce/>
- Debian snapshot: <http://snapshot.debian.org/>
- Search package: <https://www.debian.org/distrib/packages>
- Debian security repository host: <http://security.debian.org>
- Security Bug Tracker: <https://security-tracker.debian.org/tracker/>

If a patch fails to install, what should I do?

Ensure that you applied the patch to the correct computers. Also, check the following logs:

- `/var/opt/BESClient/__BESData/__Global/Logs/<YYYYMMDD>.log`
- `/var/opt/BESClient/EDRDeployData/EDR_DeploymentResults.txt`

For debugging purposes, you can add an extra `-n` to the last line of the action script after `wait /bin/bash`

```
"{parameter "cwd"}/InstallPackages.sh".
```

The `-n` flag disables the cleanup of following files:

- `/var/opt/BESClient/EDRDeployData/EDR_RepoData.txt`
- `/var/opt/BESClient/EDRDeployData/EDR_PackageList.txt`
- `/var/opt/BESClient/EDRDeployData/EDR_ResolverOutput.log`
- `/var/opt/BESClient/EDRDeployData/EDR_ResolverError.log`
- `/var/opt/BESClient/___BESData/Patches for Debian 7/apt`

These extra files provide the context information of the patching and can help in investigating the failure.

What are superseded patches?

Superseded Fixlets are Fixlets that contain outdated packages. If a Fixlet is superseded, then a newer Fixlet exists with newer versions of the packages. The newer Fixlet ID can be found in the description of the superseded Fixlet.

How do I find out if the Debian package is upgradeable?

You must first install the `apt-show-versions`, which is a rpm package to find out if any Debian packages are upgradeable.

1. To install `apt-show-versions`, enter `apt-get install apt-show-versions`.
2. To get a list of only the upgradeable packages, enter `apt-show-versions -u | less`. You can also use `grep` as follows: `apt-show-versions -u | grep "apache"`

How do I upgrade specific packages?

You should specify the package name. For example, if you want to upgrade `apache-perl` package, type the following command: `apt-get install apache-perl`. This command is useful if you just want to upgrade a single package and not the entire system.

The client logs contains a prefetch plug-in error that prevents the Fixlet from completing successfully. What is causing the error? What should I do?

The ActionScript that was running on the endpoint might have been blacklisted, causing the prefetch plug-in issue.

To resolve this issue, restart the BigFix client to clear the blacklist. To prevent the script from being blacklisted, set the `__BESClient_ActionManager_PrefetchPlugInTimeoutSeconds` client configuration setting with sufficient time for the patch to install and resolve dependencies. This client setting indicates how long the client should wait before blacklisting the script. You can use the **Change Timeout for Prefetch Plugins** task, available from the Patching Support site, to set the setting to 30 minutes (1800 seconds).

The `__BESClient_ActionManager_PrefetchPlugInTimeoutSeconds` setting varies based on the endpoint and the Fixlet being installed. To get the desired value, take the slowest endpoint and increase the setting to a high number, such as 3,000 seconds, then run a large Fixlet and see how long it takes. You can then

take that number and multiple it by two. Alternatively, set the client setting to 600 seconds and adjust it accordingly if the suggested value does not work for you.

Notices

This information was developed for products and services offered in the US.

HCL may not offer the products, services, or features discussed in this document in other countries. Consult your local HCL representative for information on the products and services currently available in your area. Any reference to an HCL product, program, or service is not intended to state or imply that only that HCL product, program, or service may be used. Any functionally equivalent product, program, or service that does not infringe any HCL intellectual property right may be used instead. However, it is the user's responsibility to evaluate and verify the operation of any non-HCL product, program, or service.

HCL may have patents or pending patent applications covering subject matter described in this document. The furnishing of this document does not grant you any license to these patents. You can send license inquiries, in writing, to:

HCL

330 Potrero Ave.

Sunnyvale, CA 94085

USA

Attention: Office of the General Counsel

For license inquiries regarding double-byte character set (DBCS) information, contact the HCL Intellectual Property Department in your country or send inquiries, in writing, to:

HCL

330 Potrero Ave.

Sunnyvale, CA 94085

USA

Attention: Office of the General Counsel

HCL TECHNOLOGIES LTD. PROVIDES THIS PUBLICATION "AS IS" WITHOUT WARRANTY OF ANY KIND, EITHER EXPRESS OR IMPLIED, INCLUDING, BUT NOT LIMITED TO, THE IMPLIED WARRANTIES OF NON-INFRINGEMENT, MERCHANTABILITY OR FITNESS FOR A PARTICULAR PURPOSE. Some jurisdictions do not allow disclaimer of express or implied warranties in certain transactions, therefore, this statement may not apply to you.

This information could include technical inaccuracies or typographical errors. Changes are periodically made to the information herein; these changes will be incorporated in new editions of the publication. HCL may make improvements and/or changes in the product(s) and/or the program(s) described in this publication at any time without notice.

Any references in this information to non-HCL websites are provided for convenience only and do not in any manner serve as an endorsement of those websites. The materials at those websites are not part of the materials for this HCL product and use of those websites is at your own risk.

HCL may use or distribute any of the information you provide in any way it believes appropriate without incurring any obligation to you.

Licensees of this program who wish to have information about it for the purpose of enabling: (i) the exchange of information between independently created programs and other programs (including this one) and (ii) the mutual use of the information which has been exchanged, should contact:

HCL

330 Potrero Ave.

Sunnyvale, CA 94085

USA

Attention: Office of the General Counsel

Such information may be available, subject to appropriate terms and conditions, including in some cases, payment of a fee.

The licensed program described in this document and all licensed material available for it are provided by HCL under terms of the HCL Customer Agreement, HCL International Program License Agreement or any equivalent agreement between us.

The performance data discussed herein is presented as derived under specific operating conditions. Actual results may vary.

Information concerning non-HCL products was obtained from the suppliers of those products, their published announcements or other publicly available sources. HCL has not tested those products and cannot confirm the accuracy of performance, compatibility or any other claims related to non-HCL products. Questions on the capabilities of non-HCL products should be addressed to the suppliers of those products.

Statements regarding HCL's future direction or intent are subject to change or withdrawal without notice, and represent goals and objectives only.

This information contains examples of data and reports used in daily business operations. To illustrate them as completely as possible, the examples include the names of individuals, companies, brands, and products. All of these names are fictitious and any similarity to actual people or business enterprises is entirely coincidental.

COPYRIGHT LICENSE:

This information contains sample application programs in source language, which illustrate programming techniques on various operating platforms. You may copy, modify, and distribute these sample programs in any form without payment to HCL, for the purposes of developing, using, marketing or distributing application programs conforming to the application programming interface for the operating platform for which the sample programs are written. These examples have not been thoroughly tested under all conditions. HCL, therefore, cannot guarantee or imply reliability, serviceability, or function of these programs. The sample programs are provided "AS IS," without warranty of any kind. HCL shall not be liable for any damages arising out of your use of the sample programs.

Each copy or any portion of these sample programs or any derivative work must include a copyright notice as follows:

© (your company name) (year).

Portions of this code are derived from HCL Ltd. Sample Programs.

Trademarks

HCL Technologies Ltd. and HCL Technologies Ltd. logo, and hcl.com are trademarks or registered trademarks of HCL Technologies Ltd., registered in many jurisdictions worldwide.

Adobe, the Adobe logo, PostScript, and the PostScript logo are either registered trademarks or trademarks of Adobe Systems Incorporated in the United States, and/or other countries.

Java and all Java-based trademarks and logos are trademarks or registered trademarks of Oracle and/or its affiliates.

Microsoft, Windows, Windows NT, and the Windows logo are trademarks of Microsoft Corporation in the United States, other countries, or both.

Linux is a registered trademark of Linus Torvalds in the United States, other countries, or both.

UNIX is a registered trademark of The Open Group in the United States and other countries.

Other product and service names might be trademarks of HCL or other companies.

Terms and conditions for product documentation

Permissions for the use of these publications are granted subject to the following terms and conditions.

Applicability

These terms and conditions are in addition to any terms of use for the HCL website.

Personal use

You may reproduce these publications for your personal, noncommercial use provided that all proprietary notices are preserved. You may not distribute, display or make derivative work of these publications, or any portion thereof, without the express consent of HCL.

Commercial use

You may reproduce, distribute and display these publications solely within your enterprise provided that all proprietary notices are preserved. You may not make derivative works of these publications, or reproduce, distribute or display these publications or any portion thereof outside your enterprise, without the express consent of HCL.

Rights

Except as expressly granted in this permission, no other permissions, licenses or rights are granted, either express or implied, to the publications or any information, data, software or other intellectual property contained therein.

HCL reserves the right to withdraw the permissions granted herein whenever, in its discretion, the use of the publications is detrimental to its interest or, as determined by HCL, the above instructions are not being properly followed.

You may not download, export or re-export this information except in full compliance with all applicable laws and regulations, including all United States export laws and regulations.

HCL MAKES NO GUARANTEE ABOUT THE CONTENT OF THESE PUBLICATIONS. THE PUBLICATIONS ARE PROVIDED "AS-IS" AND WITHOUT WARRANTY OF ANY KIND, EITHER EXPRESSED OR IMPLIED, INCLUDING BUT NOT LIMITED TO IMPLIED WARRANTIES OF MERCHANTABILITY, NON-INFRINGEMENT, AND FITNESS FOR A PARTICULAR PURPOSE.